


## PYROBOX5 | Power box with 5 contactors

### Features & Benefits

- Automatic control and power distribution for deicing and snow melting
- Energy Efficient algorithm
- Integrated electronic controller with backlit LCD display
- User friendly interface
- Up to 5 zones activation
- Sequencing option between the zones – Allowing larger snow melting area with less available power on site
- Multiple snow sensors inputs – optional
- Up to 600A & 600V outputs to heaters
- Integrated adjustable Ground Fault Sensor
- Adjustable Set-points
- Adjustable Upper and Lower Limit Temperatures
- Adjustable Hold/On/OFF Delay and Manual On
- Adjustable splitting time between the zones
- Technician testing / commissioning mode for easy and fast system test all year long (even during summer or at high temp.)
- ETL certification



## PYROBOX5 | Power box with 5 contactors

### Description

The outdoor temperature set-point as well as ground Upper limit temperature and ambient lower limit temperature can be easily set.

The Technician Settings mode allows installer or technician to adjust the parameters for customized installations.

The PYROBOX5 is a "Plug and Play" controlled power distribution panel for frost protection, Ice and snow melting applications.

When receiving a signal from the snow sensors, it activates the contactors energizing the heating elements.

Based on the DIP switches configuration, the zones are activated either continuously or with customized sequencing between the zones.

The Hold-On (Time delay) is adjustable in the range of 0 to 99 hours.

The PYROBOX5 Built-in Ground Fault Sensor allows settings for the tripping current between 0.1 – 1.0 A.

The GFCI adjustable time delay provides a simple and safe protection from nuisance tripping.

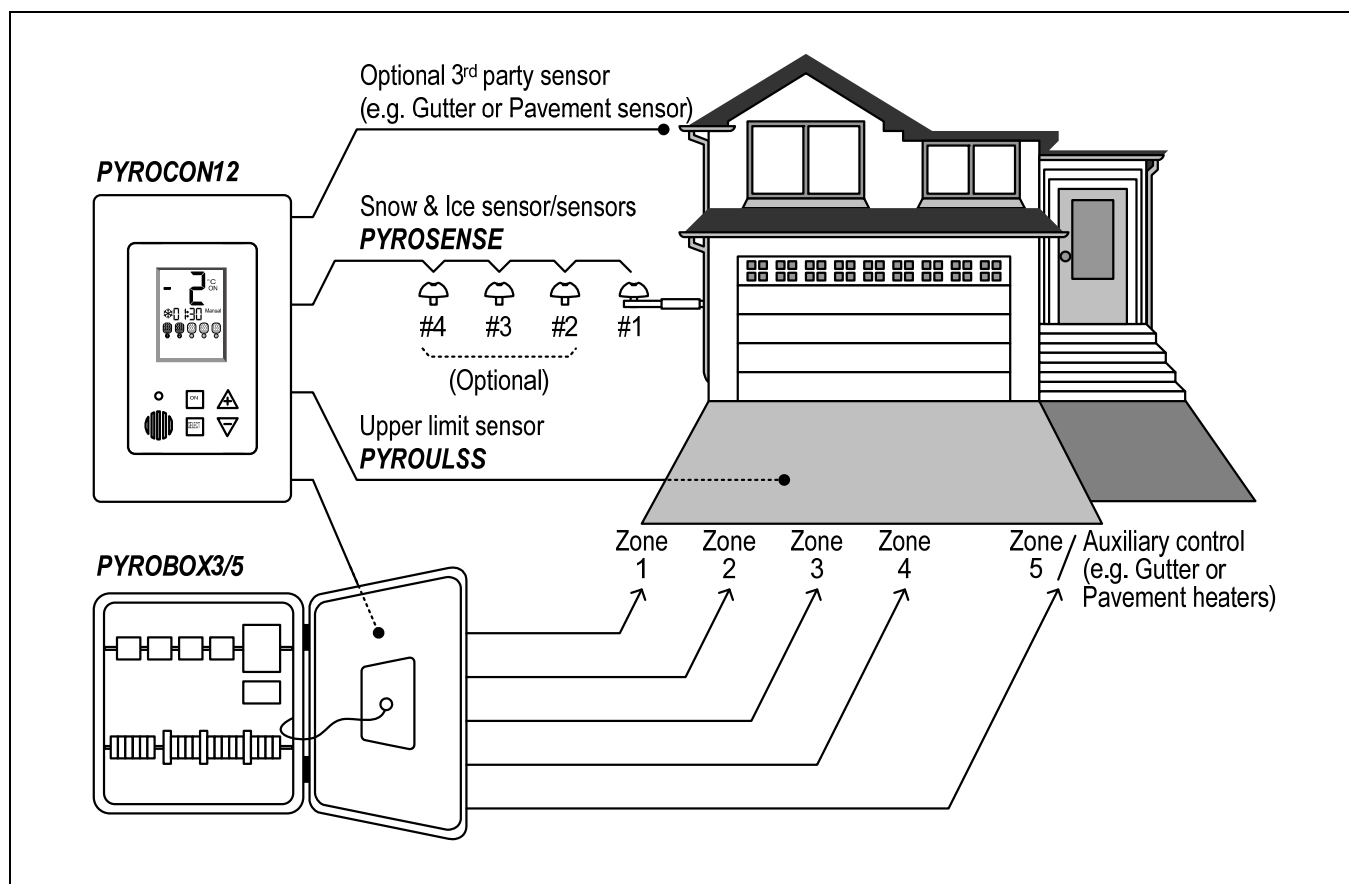
#### ***The parameters that can be modified are as follow:***

- |   |  |
|---|--|
| <ul style="list-style-type: none"> <li>▪ Temperature set point</li> <li>▪ Lower ambient temperature limit</li> <li>▪ Slab Upper Temperature Limit to deactivate heaters for Energy Efficiency</li> <li>▪ Time delay (Hold-on) before deactivating the heaters</li> <li>▪ ON time for Manual mode</li> </ul> | <ul style="list-style-type: none"> <li>▪ Heaters cycle time / Splitting time between zones</li> <li>▪ Number of zones and sequence of operation (Sensors and heaters control logic)</li> <li>▪ Snow sensor RH sensitivity</li> <li>▪ Number of snow sensors connected</li> </ul> |
|---|--|
- 
- |  |   |
|--|---|
| <ul style="list-style-type: none"> <li>• DIP Switches located on the controllers provide easy access to technician mode and to the system configuration settings.</li> <li>• A 5th output (277 VAC, 30A Max Single Phase) can be used as a stand-alone ice melting zone or be activated simultaneously with zone #4. The Zone #5 offers a simple option for gutter, roof ice-melting or critical zone</li> <li>• The PYROBOX5 allows snow sensor input both from the PYROSENSE sensors and also from a 3rd party snow sensor.</li> </ul> | <ul style="list-style-type: none"> <li>• 3 terminals in the PYROBOX5 are available to connect a CIT-1, GIT-1 or SIT-6E sensors and use them to control some or all of the zones.</li> <li>• Installing the system is a quick and easy task. Apart of mounting the metal box to the wall, the installer needs only to connect the line in and line out wires in the marked terminals and the system is ready to work.</li> </ul> |
|--|---|

For further information, operating & installation manual, please refer to our website at [www.meitavtec.com](http://www.meitavtec.com)

## PYROBOX5 | Power box with 5 contactors

### General system layout

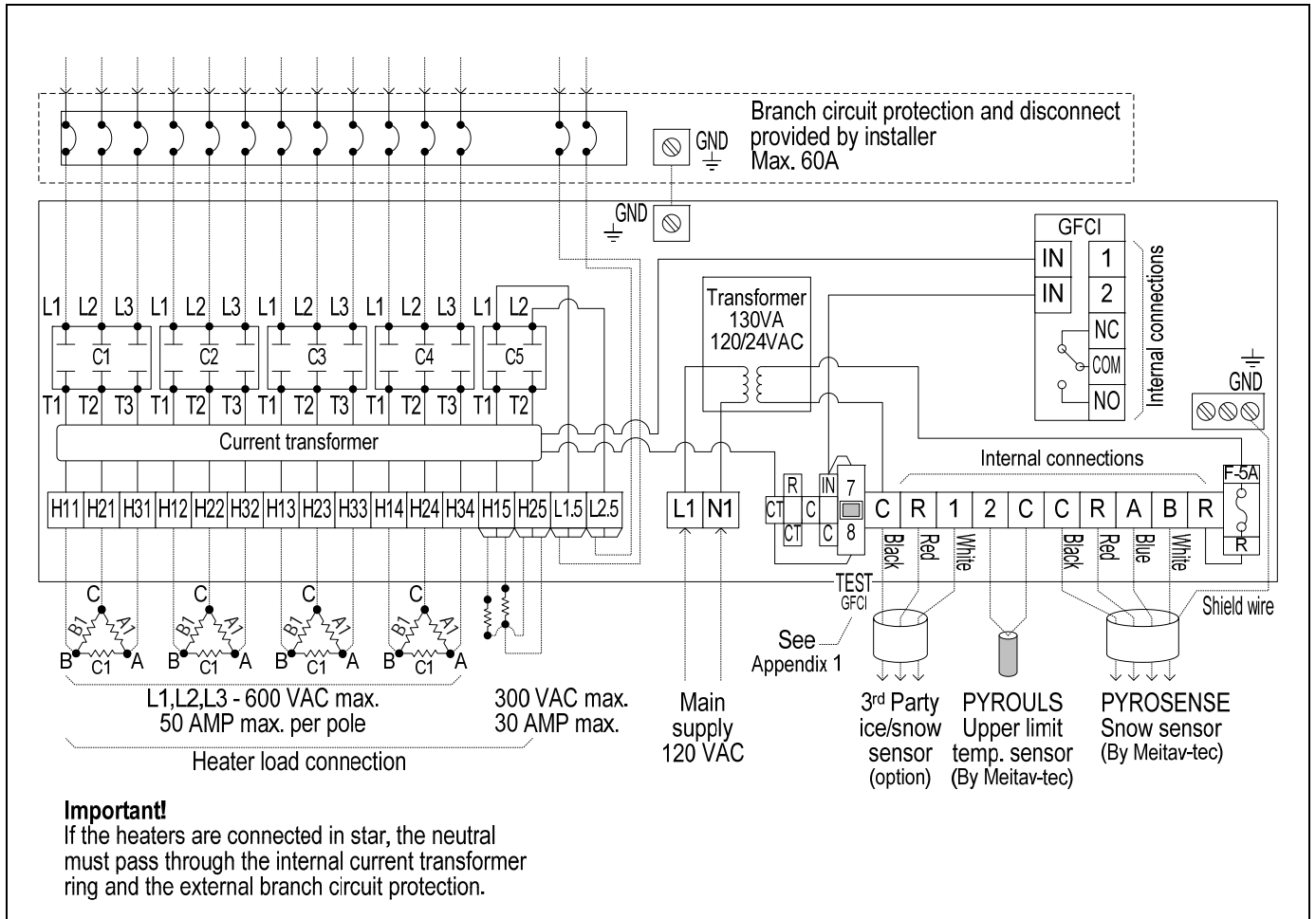


### Technical specifications

<b>Approvals</b>	ETL Listed	<b>Manual Reset GFS</b>	Push button on Front Panel
	CAN/CSA-C22.2 No. 14   UL-508A		
<b>Enclosure Protection</b>	IP20, Indoor Mounting	<b>Four Satellite</b>	600 VACS, 50 A Max
		<b>Contactors</b>	(Resistive), 50/60 Hz, 3-Poles
<b>Dimensions</b>	18x18x8 inch (50x50x25 cm)	<b>One Satellite</b>	277 VAC, 30 A Max (Resistive),
		<b>Contactor</b>	50/60 Hz, 1-Pole 600 VAC / 50 A per pole
<b>Ground Fault</b>	Adjustable trip current 0.1-1 A	<b>Terminal blocks</b>	6 mm <sup>2</sup> , 10 AWG (max)
<b>Equipment Protection</b>	(default 0.2A)		
<b>GFCI</b>	Adjustable time delay 0.1-1 sec. (default 0.1 sec.)		

## PYROBOX5 | Power box with 5 contactors

### Wiring diagram



The performance specifications are nominal and conform to acceptable industry standards. For applications at conditions beyond these specifications, consult the local Meitav-tec office or representative. Meitav-tec shall not be liable for damages resulting from misapplication or misuse of its products.

This document is subject to change without any notice.